


## Rescue the Penguins!




### Resources:


- Freezer safe container
- Water
- Small plastic penguins or other animals you have at home
- Paint (optional)



**1.** Colour the water with paint of your choice.



**2.** Put the small animals into the container and carefully pour water inside.



**3.** Cover the container firmly with the lid.



**4.** Put the container into the freezer.



### Resources:

- Frozen animals
- Warm water
- Salt
- Tools to transfer the water (e.g. spoon, pipette, small cup)
- Tools to break the ice (e.g. wooden hammer)



**5.** Talk about the different ways how to make the ice melt faster. Use warm water and observe what is happening.



**6.** Try dipping the ice block in the warm water.



**7.** Use salt to see if it helps the ice to melt faster.



**8.** First penguin rescued!