


# Peach Individual Activity Lesson Plan

<b>Date:</b> Friday 3 <sup>rd</sup> April 2020	
<b>Activity Title:</b> The Three Little Pigs - Number Matching Game	
<b>Learning Intention:</b> to count out amounts and match numerals with quantities.	<b>Activity Overview:</b> Explore numbers by counting them in sequence and matching some numerals to quantities.
<b>Links to EYFS: Maths: Number:</b> <ul style="list-style-type: none"> <li>• Sometimes matches numerals and quantities correctly</li> <li>• Recognises numerals 1-5</li> <li>• Knows that numbers identify how many objects are in a set</li> </ul> <b>Physical Development:</b> Uses one handed tools (Extension)	
<b>Resources:</b> <ul style="list-style-type: none"> <li>• House template – find attached below</li> <li>• Pictures of pigs or if possible use pig toys (see attached template and cut out the pigs individually)</li> <li>• Number cards - see template and cut out as individual cards</li> <li>• Scissors (for adult use only)</li> </ul>	<b>Key vocabulary:</b> Count, amount, sequence, observe, match, quantity, same.
<b>ACTIVITY IMPLEMENTATION (including key questions)</b>	
<b>Adult to cut out resources in preparation for activity</b>	
<b>Introduction:</b> <ul style="list-style-type: none"> <li>• Introduce your child to the resources and let them explore what is available.</li> <li>• Use this opportunity to ask your child questions about numerals.</li> <li>• <a href="#">Do you know what number is on our own front door?</a></li> <li>• <a href="#">Do you have a favourite number?</a></li> <li>• <a href="#">Encourage your child to count from 1-10</a></li> </ul> <b>Main Activity:</b> Model the activity for your child: <ol style="list-style-type: none"> <li>1) Choose a number card (e.g. 4) and put it on the house.</li> <li>2) Count out 4 pigs by physically moving them and placing them in a line.</li> <li>3) After counting the pigs, place them underneath the house.</li> <li>4) Count the amount of pigs again, pointing to one pig at a time and saying the number aloud.</li> <li>5) Verbalise what you are doing and encourage your child to help you along the way. Check the amount of pigs matches with the numeral.</li> </ol> <ul style="list-style-type: none"> <li>• Put the resources back and invite your child to have a go. Choose a new numeral to go on the house.</li> </ul> <b>Key Questions:</b> <ul style="list-style-type: none"> <li>• <a href="#">Do you recognise this number?</a></li> <li>• <a href="#">How many pigs do you need for this house?</a></li> <li>• <a href="#">Can you check how many pigs have you placed on top?</a></li> <li>• <a href="#">Is this the correct amount?</a></li> </ul> <b>Challenge</b> Ask your child to match numerals with quantities by using toys or different items around the house, such as apples or cars!	
<b>Additional ways to support your child:</b> You can also practise counting with other resources such as farm animals. Take your time observing numbers and focus on numerals 1-3 if your child doesn't recognise them yet. Role model counting and encourage your child to point using their finger.	<b>Extension:</b> Ask your child to help to cut out the houses and the pigs. This will support and extend their fine motor skills, hand/eye coordination and concentration skills. Focus on numerals 6-10, encouraging your child to learn about the value of each numeral.

# Peach Individual Activity Lesson Plan



1

2

3

4

5

6


7

8



9

10

# Peach Individual Activity Lesson Plan



# Peach Individual Activity Lesson Plan



# Peach Individual Activity Lesson Plan

