




# Individual Activity Lesson Plan

<b>Date:</b> Thursday 30 <sup>th</sup> April 2020	
<b>Activity Title:</b> Play Dough – Sizes	
<b>Learning Intention:</b> <ul style="list-style-type: none"> <li>To show awareness of positional language.</li> <li>To compare amounts and begin to use the language of size/measurement.</li> </ul>	<b>Activity Overview:</b> Develop an understanding of size, shape and measure through playing with playdough.
<b>Links to EYFS:</b> Mathematics	
<b>Resources:</b> <ul style="list-style-type: none"> <li>Play dough (follow the link to learn how to make your own playdough, if you don't have any available - <a href="https://www.youtube.com/watch?v=oAIAm6BF0fs">https://www.youtube.com/watch?v=oAIAm6BF0fs</a>)</li> <li>Weighing scales</li> <li>Baking equipment to use for imaginary play</li> <li>Cupcake cases</li> </ul>	<b>Key vocabulary:</b> Bigger, smaller, big, small, biggest, smallest, compare, the same, different, light, heavy, lightest, heaviest, on top, in between, beside, more, less.
<b>ACTIVITY IMPLEMENTATION (including key questions)</b>	
<b>Introduction:</b> *Gather the playdough and weighing/measuring/mixing utensils you have available (follow the link above to make your own playdough). *Explain to your child that today they will be using their imagination to make 'cakes' using playdough.	
	
<b>Main Activity:</b> <ul style="list-style-type: none"> <li>Role play making playdough cakes – separate the playdough and weigh it on a measuring scale, before placing it in a cupcake case or alternative.</li> <li>Invite your child to join in and model lots of the key vocabulary where appropriate.</li> <li>Involve your child in looking and comparing the shape of the dough, and the size of the cakes.</li> </ul>	
<ul style="list-style-type: none"> <li>Discuss size, shape, measure...and use open questions to support your child e.g. what shape is the play dough? Is there more or less playdough in this case?</li> </ul>	
	
<b>Additional ways to support your child:</b> <ul style="list-style-type: none"> <li>Model the activity and ensure you use a wide range of key vocabulary.</li> </ul>	<b>Extension:</b> <ul style="list-style-type: none"> <li>Let your child find their own materials to decorate the playdough cakes with.</li> <li>Imagine the cakes are birthday cakes. Can you make or use candles on top. How many candles have you used? How old are you today?</li> </ul>

# Individual Activity Lesson Plan

