

# Activity Lesson Plan

## Rising 3's

**Date:** Monday 11<sup>th</sup> May 2020

**Activity Title:** Paper Roll Wolf Puppet – The Boy Who Cried Wolf – Aesop's fable

### Learning Intention:

- To follow instructions and express themselves in creative ways.

### Links to EYFS:

- Expressive art and design
- Personal, Social and Emotional Development

### Resources:

- Toilet/kitchen roll tube
- glue or tape
- scissors
- OPTIONAL: grey paint
- Template – see pages 2-4 on this lesson plan

### Activity Overview:

Read and enjoy today's focus story. Then make your own props to retell it and have fun.

### Key vocabulary:

Honesty, truth, believe, character, story, make, creative, resources, stick, cut, draw.

## ACTIVITY IMPLEMENTATION (including key questions)


### Introduction:

- Watch the story: <https://www.youtube.com/watch?v=gKWktweAZb0>
- Gather the resources listed above and explain to your child that they are going to create their own wolf.
- Print out the template, or alternatively trace around the template pieces and cut them out.

### Main Activity:

- If desired, paint the paper bag grey and let it dry completely.
- Glue or tape the nose, tongue and mouth onto the front of the paper roll.
- Glue the eyes and ears onto the head.
- Glue the arms onto the paper roll
- Glue/tape the tail onto the back.
- Once dry – this is your paper roll wolf!

\*Gather small world characters (if available - otherwise use your imagination) and have lots of fun retelling the story with props.



### Additional ways to support your child:

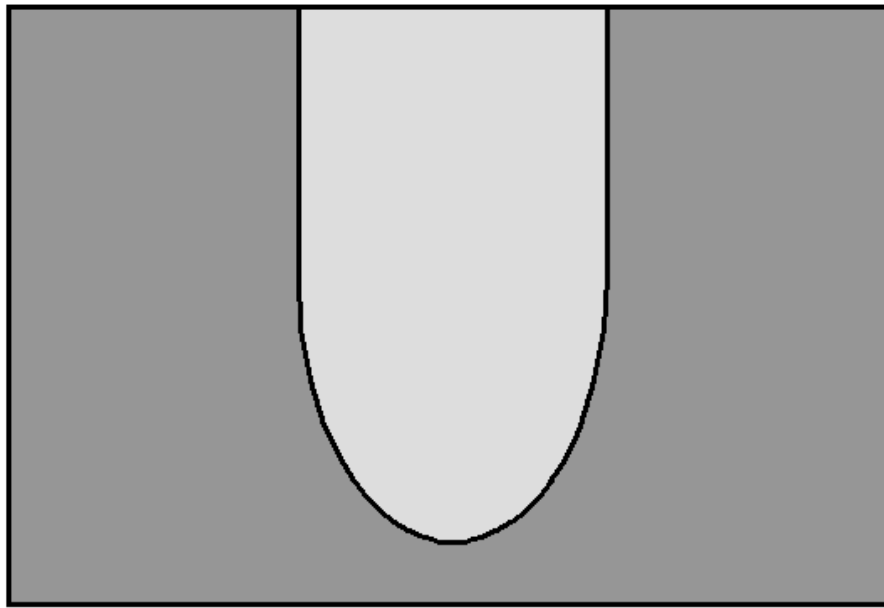
- Fully participate in the activity to ensure your child can see how fun and enjoyable it can be.
- Encourage your child to discuss honesty and telling the truth.

### Extension:


- Let your child try making other characters from the story e.g. boy, sheep, villagers.

# Activity Lesson Plan

## Rising 3's




Trim  
top roll  
if it is  
taller  
than  
this  
rectangle



# Activity Lesson Plan

## Rising 3's



# Activity Lesson Plan

## Rising 3's

