





Individual Activity Lesson Plan

Date: Friday 26 th June 2020	
Activity Title: Giraffe Spot Game	
Learning Intention: <ul style="list-style-type: none"> Match numeral and number of spots correctly. 	Activity Overview: Read the number and see how many spots the giraffe has.
Links to EYFS: Mathematics: <ul style="list-style-type: none"> Knows that numbers identify how many objects are in a set. Sometimes matches numeral and quantity correctly. Counts objects to 10. Recognises numerals 1 to 5. 	
Resources: <ul style="list-style-type: none"> Storybook <i>Giraffes Can't Dance</i> by Giles Andreae or click on the following link: https://www.youtube.com/watch?v=vZjsLK5vwNU Template – Giraffe Spot Game (if a printer is unavailable, draw your own giraffe using the template as an example) Brown/yellow circles for giraffe's spots Number cards 	Key vocabulary: Giraffe, spots, number, count, how many?
ACTIVITY IMPLEMENTATION (including key questions)	
Introduction: <ul style="list-style-type: none"> Remind your child of the book of the day <i>Giraffes Can't Dance</i> and talk about how Gerald looks. <p>*What colour is Gerald the Giraffe? Is there any pattern on his skin?</p>	
Main Activity: <ul style="list-style-type: none"> Explain to your child that he/she is going to read numbers and put spots on a giraffe accordingly. Show him/her the printed giraffe and the spots. <p>*This giraffe is very sad because she has no spots! To make her happy, you need to put some spots on her.</p> <ul style="list-style-type: none"> Lay out the number cards on the table, facing down. Model the activity, verbalising what you are doing: <i>I'm going to flip over the top card and read the number. It's number 4. This is how many spots this giraffe has. Let's count 1, 2, 3, 4 spots and put them on the giraffe. She looks much happier now, right?</i> Invite your child to continue with the activity independently. <p>*What number is this? *Can you count the spots? *How many spots are you going to put on your giraffe?</p>	
Challenge/Variations: <ul style="list-style-type: none"> Put the spots on the giraffe and encourage your child to count them and show you the corresponding numeral. Instead of using the number cards, you be the one telling your child how many spots he/she needs to put on the giraffe. Use different sized spots and talk about sizes such as big, small and medium. 	
Additional ways to support your child: Support and guide your child to put spots numbered 1-5 and together count 1-5 pointing to each spot as you do so.	Extension: If your child confidently completed numbers 1-5, you can challenge his/her counting skills by encouraging him/her to put spots above 5.



Individual Activity Lesson Plan

1 	2 	3 
4 	5 	6 
7 	8 	9 
10 		