

# Individual Activity Lesson Plan

**Date:** Friday 12th June 2020

**Activity Title:** How Many People Live in the House?

**Learning Intention:**

- To build a house and count the family members who live inside.

**Links to EYFS:**

**Mathematics:**

- Knows that numbers identify how many objects are in a set.
- Sometimes matches numeral and quantity correctly.
- Counts objects to 10.
- Recognises numerals 1 to 5.

**Expressive Arts and Design:**

- Beginning to construct, stacking blocks vertically and horizontally, making enclosures and creating spaces.
- Joins construction pieces together to build and balance.
- Constructs with a purpose in mind, using a variety of resources.

**Activity Overview:**

Build a house out of blocks and read numbers to know how many people live there.

**Resources:**

- Building blocks (e.g. Lego, Duplo, wooden, magnetic)
- Small people (or other small items you can pretend are people)
- Number cards (template provided or create your own number cards)
- Template – Add 1 (extension activity sheet)

**Key vocabulary:**

Family members, numbers, count, how many?

## ACTIVITY IMPLEMENTATION (including key questions)

**Introduction:**

- Remind your child of the book of the day *The Great Big Book of Families* and how different each family is.  
\*Some families are small and some families are big. Can you count how many people live in our house?

**Main Activity:**

- Explain to your child that today, you are going to build a house out of blocks together and see how many people live inside.
- Invite your child to pick the blocks he/she would like to use. Engage with him/her while building the house, paying attention to details such as an entrance door, windows or a roof.

\*If there is no door, how will the people go inside?

\*How many windows shall we build?

\*We can make a small garden so the family can relax in the sun.

- Once the house is ready, get the number cards and put them facing down.
- Model the activity, verbalising what you are doing: *I'm going to flip over the top card and read the number. It's number 3. This is how many people live inside the house. Let's count 1, 2, 3 people. I think it's Mummy, big brother and a baby who live in there.*
- Invite your child to continue with the activity independently.



**Challenge/Variations:**

- Put the people inside the house and encourage your child to take them out one by one while counting them. Ask him/her to show you the corresponding numeral.
- Instead of using the number cards, tell your child how many people they need to move in.
- Suggest to your child to tell you the number of people living in the house. Challenge them by making a

# Individual Activity Lesson Plan










mistake when counting and see if they can spot it.

## Additional ways to support your child:

If your child finds it tricky to recognise numbers, say the number for him/her or count the dots instead.

## Extension:

Challenge your child by taking/adding one person. Invite him/her to have a go at completing the attached activity sheet – Add 1.

<p>1</p> 	<p>2</p> 	<p>3</p> 
<p>4</p> 	<p>5</p> 	<p>6</p> 
<p>7</p> 	<p>8</p> 	<p>9</p> 
<p>10</p> 