



Individual Activity Lesson Plan


Date: 11.06.20	
Activity Title: House shape hunt	
Learning Intention: <ul style="list-style-type: none">Shows an interest in shapes in the environment.	Activity Overview: Walking around the house, what different shapes can you see?
Links to EYFS: <ul style="list-style-type: none">Mathematics: shape, space and measure: 30-50 months.	
Resources: <ul style="list-style-type: none">Shapes attached to this documentHouse or Garden	Key vocabulary: Square, triangle, rectangle, circle, diamond, star, heart, pentagon, house, window, door knob, photo frame.
ACTIVITY IMPLEMENTATION (including key question)	
Introduction: <ul style="list-style-type: none">Test your child to see what shapes they can recognise.Listen to the shape song: The shape song	
Main activity: <ul style="list-style-type: none">Walk around the house with your child.Using the shapes provided below, what shapes can your child recognise in the house?For example, 'what shape is the window?' 'What shape is the clock?' 'What shape is the photo frame?'You could print the shapes out and make a mark on the print out shapes every time you find one in your house.'What shapes do you have the most of?' 'What is the biggest/smallest shape you can find?'	
Activity review: <ul style="list-style-type: none">Re-test your child to see if they have learnt any new shapes from this activity.	
Additional ways to support your child: Start off by choosing only one shape at a time to look for. For example, cut out the circle only, and see what objects you can find around the house that are circular.	Extension: Give your child the print out of the shapes below. Encourage your child to more independently to pick out the corresponding shapes around the house.

Individual Activity Lesson Plan

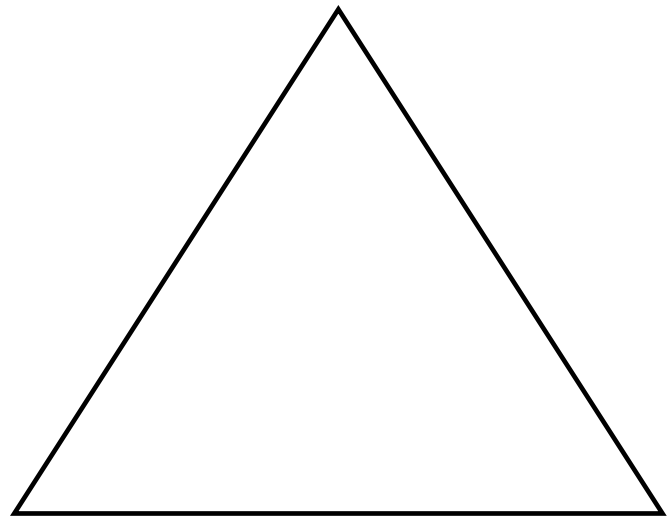
Rectangle



Circle



Triangle



Square

