

Individual Activity Lesson Plan

Date: Thursday 25th June 2020

Activity Title: Harry and the Dinosaur - Dinosaur Shadow Drawing

Learning Intention: To draw around the dinosaur. Children to concentrate while doing this.

Activity Overview: The children to draw around a dinosaur shadow.

Links to EYFS: Lead imaginative movement sessions based on children's current interests such as space travel, zoo animals or shadows

Resources:
Paper
Pencil
Dinosaur of different sizes. (or any animals you may have at home)

Key vocabulary: Dinosaur, big, small, shadow, big shadow, small shadow, dark, light, sun.

ACTIVITY IMPLEMENTATION (including key questions)

Introduction:

Show your child a selection of different dinosaurs you have.

Give them the opportunity to select the ones they want to use for their shadow drawing.





Let them describe and feel them.

*Is this the same one we just looked at?

*Do you recognise this one?

* How is it the same/different?

Why not read some of Harry's stories.



Main Activity:

Explain to your child that you are going to draw around the dinosaurs they have selected. Let your child help you put the paper out on the floor. Give them some tape to stable the paper on the floor.

Model to them by doing one dinosaur. I'm going to concentrate while drawing around his spikes as it has many. 'oh this one is very big'. Then allow your child to have fun and draw around the dinosaurs they have selected.

*I wonder which one you will draw around first?

* I wonder if you know the name of this dinosaur?

* Can you tell me which is the biggest/smallest?

*What colours are on that one?

*How does it feel?



Other Ideas

<https://www.twinkl.co.uk/resources/e-h-story-books-story-primary-resources-english-key-stage-1/story-books-harry-and-the-bucketful-of-dinosaurs/story-books-harry-and-the-bucketful-of-dinosaurs-activities-and-games>

Individual Activity Lesson Plan

<https://www.twinkl.co.uk/resource/t-n-411-my-counting-worksheet-dinosaurs>

Additional ways to support your child:

You can help by drawing the outline and your child can colour it in.

Extension:

Tell your child to draw a shadow around their siblings and parents.