

Individual Activity Lesson Plan

Date: Monday 20th July 2020

Activity Title: We All Go Travelling By

Learning Intention:

- Classify various means of transportation according to whether they travel on land, in air, or on water.

Links to EYFS:

Understanding the World:

- Comments and asks questions about aspects of their familiar world such as the place where they live or the natural world.
- Can talk about some of the things they have observed.

Physical Development:

- Uses one-handed tools and equipment, e.g. makes snips in paper with child scissors.

Activity Overview:

Sort out vehicles by determining whether they travel on land, in air, or on water.

Resources:

- Printed out template – Transport Sorting
- Scissors
- Glue

Key vocabulary:

Means of transportation (e.g. car, train, submarine, boat, plane, helicopter), vehicles, land, water, air

ACTIVITY IMPLEMENTATION (including key question)

Introduction:

- Remind your child about the different holiday destinations that you spoke about before. Extend the discussion and talk about various types of transport to travel.

*Do you remember how we got to Spain last year? Yes, we took a train and then a plane.

*I wonder what other ways of travelling you know.

- Click on the following link and invite your child to watch the *We All Go Travelling By* song :
<https://www.youtube.com/watch?v=cSw50Jw0H34&t=94s>

*Can you tell me what vehicles you remember from the song?

*Which one is your favourite? Why?

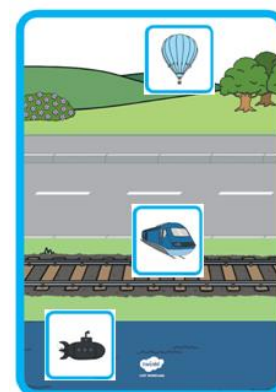
Main Activity:

- Explain to your child that he/she is going to look at some pictures of various forms of transportation, cut them out and sort them into those that travel on land, in air, or on water.
- Show your child the printed out transportation cards. Go through the pictures, making sure that your child is familiar with the vehicles and can name them.

*How is this vehicle called? Yes, it is a hot air balloon. Well done.

*What about this one? It's called a tractor. Do you think we could travel by tractor to Spain?



- Encourage your child to cut out the pictures. Guide and support him/her with using scissors if needed.
- Once all the pictures are cut out, invite your child to decide which vehicles travel on land, in air, or on water, sticking them accordingly on the mat.
- If necessary, model the activity, verbalising what you are doing. This is a submarine. I know that it travels under water so I'm going to stick it where the water is.
- Invite your child to continue with the activity independently.



Individual Activity Lesson Plan

Challenge:

- Suggest to your child to use Lego/Duplo bricks to build different vehicles.



Additional ways to support your child:

Pre-cut the transportation cards for your child and support your child throughout the activity as much as he/she needs. If necessary, limit the number of the vehicles to sort out.

Extension:

Suggest to your child to look at the World Map and pick a few countries/places he/she would like to visit. Encourage him/her to think of the best way to travel there from London.